

# TLB™

TLB TIMBER PTY LTD



Suppliers of Quality Imported Hardwoods  
to the Australian Timber Industry

**TLB™**



## About TLB

TLB Timber specialises in supplying the Australian Timber Industry with high strength, low shrinkage, durable, fire and insect resistant timbers which can be used in both internal and external applications. Our management and sales staff are seasoned operators with more than 80 years of combined experience with imported hardwoods and softwoods.

TLB Timber's extensive product range of tropical hardwoods includes Merbau, Kwila, Balau, Hopea, Rosewood and Plantation Mahogany, plus a full range of furniture and joinery timbers. Our product range is designed to service a wide range of customers because we know that the timbers we carry are suitable for multiple uses.

## Responsible Timber Procurement Policy

The global forest products industry is a diverse industry that contributes to the economic development and social well-being of rural and urban communities worldwide. We are committed to promoting responsible forest management, to improving environmental and forestry practices and to combatting illegal logging.

- Our timber products are only purchased when there is accompanying documentation to prove they have been legally harvested, transported and processed in accordance with National Laws.
- We only purchase timber from suppliers who have employed, or are in the process of employing Third Party verification of legality, or environmental accreditation.
- We do not purchase timber products from National or International protected areas.
- We do not purchase nationally protected species or species listed under CITES Appendix 1.
- We work with our suppliers to ensure all sections of the supply chain are identifiable and accompanying documentation is correct.
- We work closely with Government bodies of supply countries to ensure our suppliers are operating in accordance with their National Laws.

TLB Timber has successfully undergone 3 separate audits by SGS (Société Générale de Surveillance, the world's leading inspection, verification, testing and Certification Company) to ensure the integrity of the Chain of Custody of FSC® (Forest Stewardship Council); and PEFC™ (Programme for the Endorsement of Forest Certification schemes)/AFS verified Legal products it sources. In addition, our Indonesian suppliers of Merbau hold accreditation from Rainforest Alliance (SWVLO).



**TLB**



# TABLE OF CONTENTS

About TLB / Responsible Timber Procurement Policy

## Timber Products

Merbau

Heavy Hopea

Light Hopea

New Guinea Rosewood

Plantation Mahogany

White Tulip Oak

GL13 Finger Joint Laminated Posts

GL17 Finger Joint Laminated Beams

## Plywood Products

Exterior Hardwood Ply

Structural Hardwood Ply

Exterior Pine Ply

Structural Pine Ply

Noise Barrier Pine Ply (Sound Barrier Fencing)

Form Ply

# MERBAU

Merbau is recognised as one of the most versatile hardwood products in the world. Merbau's strength and durability and natural resistance to termites make it ideal for construction and engineering applications.

Merbau is also widely used in the manufacture of furniture, joinery and flooring.

Deep red in colour, it is perfect for internal applications, bringing depth and warmth to any setting.



**Botanical Name:** *Intsia Bijuga*; *Intsia palembanica*

**Other Common Names:** *Go-nuoc* (Viet Nam); *Ipil, Ipil laut* (PI); *Kwila* (Papua New Guinea); *Moluccan iron-wood* (United Kingdom); *Mirabow* (United Kingdom, USA); *Inzia* (Italy); *Moluks ijzerhou* (NI); *Merbau* (France, Germany, Italia, NI, Spain, Sweden).

## TECHNICAL INFORMATION

<b>Colour</b>	Golden-Brown, Red Brown to Blood Red
<b>Grain</b>	Straight or slightly interlocked
<b>Strength</b>	SD2
<b>Structural Ratings</b>	F27 (KD machined select) & F22 (Air Dried machined select)
<b>Hardness (Janka)</b>	8.6kN (seasoned) & 7.6kN (unseasoned)
<b>Termite Resistance</b>	Resistant
<b>Shrinkage to 12% MC</b>	2.6% (tangential) 1.2% (radial)
<b>Durability above ground</b>	Class 1 - Life expectancy over 40 years
<b>Durability in ground</b>	Class 3 - Life expectancy 5 to 15 years
<b>Working Properties</b>	Sawing/Machining; Sawing is difficult as wood clogs saw teeth and dulls cutting edges; carbide tooling recommended. Sanding: Sands satisfactorily. <b>Nailing:</b> Good holding ability. <b>Finishing:</b> Wood stains black in contact with ferrous metals or moisture.
<b>Uses</b>	Flooring, furniture, panelling, fine joinery, decorative turnery, cabinetmaking, musical instruments, and specialty items.

# HEAVY HOPEA

Heavy Hopea is a perfect timber for construction. It is a very dense, very strong product, with a high resistance to termites. Its fine texture and grain make it easy to work with. Its natural durability and strength make it perfect for external applications.

**Botanical Name:** *Hopea Iriana* (Dipterocarpaceae)

**Other Common Names:** *Giam, Heavy Hopea*



## TECHNICAL INFORMATION

**Colour** Heartwood is yellow brown to dark brown, deepening with exposure.

**Grain** Texture is fine to medium and even. Grain is typically interlocked.

**Strength** S1 : SD1

**Structural Ratings** F27 : F34 select grade

**Hardness (Janka)** 9.2kN (unseasoned) & 10kN (seasoned)

**Termite Resistance** Resistant

**Shrinkage to 12% MC** Low - (3% radial - 6% tangential)

**Durability above ground** Highly durable - Class 2 - Life expectancy 15- 40 years

**Durability in ground** Class 2 - Life expectancy 15 to 25 years

**Working Properties** The timber is easy to work with. Smooth surfaces can be readily obtained providing that cutting edges are kept sharp. Pre-boring recommended for nailing to avoid end splitting. Sands to a very fine finish and will take a good polish.


**Uses** Billiard-cue butts, Boat building, Broom handles, Building construction, Canoes, Crossties, Decking, Domestic flooring, Excelsior, Factory construction, Factory flooring, Flooring, Handles, Heavy construction, Joinery, Ladders, Lifeboats, Marine construction, Mine timbers, Parquet flooring, Pile-driver cushions, Piling, Poles, Railroad ties, Shafts/Handles, Shipbuilding, Sporting Goods, Sub-flooring, Tool handles, Utility poles, Wharf construction

# LIGHT HOPEA

Light Hopea is a very strong and dense timber that is easily worked. It is a highly durable product, making it ideal for external applications.

**Botanical Name:** *Hopea Papuana* (Dipterocarpaceae)

**Other Common Names:** *Merawan*



## TECHNICAL INFORMATION

<b>Colour</b>	Heartwood is yellow brown to dark brown.
<b>Grain</b>	Texture is fine and even. Grain is slightly interlocked.
<b>Strength</b>	S3 : SD4
<b>Structural Ratings</b>	F17 : F22 select grade
<b>Hardness (Janka)</b>	4.5kN (unseasoned) & 4.7kN (seasoned)
<b>Termite Resistance</b>	Nonresistant; Lyctine susceptible. Stock treated to H3 level available.
<b>Shrinkage to 12% MC</b>	Low - (2% radial - 9% tangential)
<b>Durability above ground</b>	Class 2 - Life expectancy 15 - 40 years
<b>Durability in ground</b>	Class 2 - Life expectancy 15 - 40 years
<b>Working Properties</b>	The timber is easy to work with if tools kept sharp. Smooth surfaces can be readily obtained providing that cutting edges are kept sharp. Planes well. Nails well. Sands to a very fine finish and will take a good polish.
<b>Uses</b>	Joinery, window sills and frames, stairs, furniture and general construction, flooring, cabinetmaking, mine timbers, piling, panelling.

# NEW GUINEA ROSEWOOD

Rosewood is a beautifully figured and richly coloured hardwood highly prized for furniture, veneers, flooring, joinery and panelling.

Rosewood has excellent working and technical properties.

The timber is sought after by master craftsmen of luxury furniture items.



**Botanical Name:** *Pterocarpus indicus*

**Other Common Names:** *Lingua, Amboyna, Padauk*

## TECHNICAL INFORMATION

<b>Colour</b>	Golden-Brown, Yellow Brown, Red-Brown to Dark Blood Red
<b>Grain</b>	Moderately course texture. Grain is usually interlocked, sometimes wavy.
<b>Strength</b>	SD4
<b>Structural Ratings</b>	F14 select grade
<b>Hardness (Janka)</b>	4.7kN (seasoned) & 4.2kN (unseasoned)
<b>Termite Resistance</b>	Resistant
<b>Shrinkage to 12% MC</b>	Very low (2% tangential - 1% radial)
<b>Durability above ground</b>	Highly durable - Class 2 - Life expectancy 15- 40 years
<b>Durability in ground</b>	Class 3 - Life expectancy 5 to 15 years
<b>Working Properties</b>	Easy to work with both hand and machine tools. Glues well. Nails well. Sands to a very fine finish and produces a high polish with golden lustre.
<b>Uses</b>	Flooring, furniture, panelling, fine joinery, windows, doors, decorative turnery, cabinetmaking, musical instruments, and specialty items.

# PLANTATION MAHOGANY

Mahogany is a high quality timber used for furniture, cabinetmaking and joinery. Although grown naturally across a large range, it has become a popular plantation timber in many countries.

The timber is very attractive and works easily with excellent finishing qualities and dimensional stability. This makes it a very popular choice for the manufacture of high quality furniture.

**Botanical Name:** *Swietenia macrophylla* (Meliaceae)

**Other Common Names:** *Big Leaf Mahogany, Mahogany, Mahoni and many others*



## TECHNICAL INFORMATION

<b>Colour</b>	The heartwood is reddish or pinkish, the colour darkening with age and exposure.
<b>Grain</b>	The grain of the wood is interlocked, sometimes straight, with a fine to moderately coarse texture. The surface is glossy, and the timber is often nicely figured because of the irregular grain.
<b>Strength</b>	S6: SD7
<b>Structural Ratings</b>	F11
<b>Hardness (Janka)</b>	3.55 kN
<b>Termite Resistance</b>	Nonresistant. Treated stock available.
<b>Shrinkage to 12% MC</b>	Low - (2% radial - 3.2% tangential)
<b>Durability above ground</b>	Class 3; 5 -15 years life expectancy
<b>Durability in ground</b>	Class 3; 5 -15 years life expectancy
<b>Working Properties</b>	Mahogany is easy to work with and has excellent finishing qualities and dimensional stability. Planes well. Nails well. Glues well. Sands to a very fine finish and will take a good polish.
<b>Uses</b>	Mahogany is used for high-grade furniture & cabinet making, joinery, windows, doors, construction materials, & veneers. It is also suitable for panelling, framing, flooring, & interior trim of boats, musical instruments, mouldings & turning.



# WHITE TULIP OAK

White Tulip Oak is an attractive versatile timber. Its fine texture and grain make it easy to work with. It is perfect for interior furniture, joinery, flooring, decorative panels as well as general construction.

**Botanical Name:** *Pterygota horsfieldii*

**Other Common Names:** *Pterygota*



## TECHNICAL INFORMATION

<b>Colour</b>	Heartwood is predominantly straw coloured but ranges from cream to pale brown.
<b>Grain</b>	Texture medium to coarse. Grain is typically straight or shallowly interlocked.
<b>Strength</b>	S3 : SD4
<b>Density</b>	640-750kg @ 12% MC
<b>Structural Ratings</b>	F14 select grade, seasoned
<b>Hardness (Janka)</b>	6.0kN seasoned
<b>Termite Resistance</b>	Nonresistant; Lyctine susceptible. Treatment to H3 level available.
<b>Shrinkage to 12% MC</b>	Low - (2.3% radial -5.9% tangential)
<b>Durability above ground</b>	Moderately durable (Natural Durability Class 3) -Suitable for protected exterior work and for interior use. Not suitable for use in contact with the ground. Is permeable to pressure treatment.
<b>Working Properties</b>	The timber is easy to work with. Smooth surfaces can be readily obtained providing that cutting edges are kept sharp. Pre-boring recommended for nailing to avoid end splitting. Sands to a very fine finish and will take a stain and polish well. Glues well.
<b>Uses</b>	General construction, bridge and wharf superstructure, interior finishing, cabinet work, joinery, moulding, furniture, panelling, veneer, flooring, sport floors, tool handles, cladding, lining steps, hand rails.

# GL13 FINGER JOINT LAMINATED POSTS

Glued laminated timber (glulam) is a valued added product utilising short pieces of timber of relatively small size and joining them by gluing into large structural timber. The process removes a number of natural defects which reduce the strength of timber, such as knots, sloping grain, gum vein, etc., and produces a structural product with known behavioural properties and less variability than solid timber.



Glulam is now accepted world-wide as a high quality structural material.

The MAGNA glulam products are renowned for their consistent high quality, with no visible putty marks, cracks or delamination. They carry a 15 year warranty against defects in manufacture and materials. Most importantly, they carry a Certificate of Conformance from the Glue Laminated Timber Association of Australia (GLTAA).

The natural properties of the timber carry through to the laminated product, allowing you to take advantage of its strength and durability qualities. The MAGNA glulam products are manufactured using Merbau (Intsia bijuga).

## TECHNICAL INFORMATION

Stress grade	Bending fb	Tension parallel to grain ft	Shear in beam fs	Compression parallel to grain fc	Elasticity parallel to the grain E	Modulus of Rigidity G	Bearing perpendicular to Grain Fp
GL13	33	16	4.2	26	13300	900	23

## RELEVANT SPECIES INFORMATION - MERBAU (INTSIA BIJUGA)

<b>Colour</b>	Golden-Brown, Red Brown to Blood Red
<b>Termite Resistance</b>	Resistant
<b>Shrinkage to 12% MC</b>	2.6% (tangential) 1.2% (radial)
<b>Durability above ground</b>	Class 1 - Life expectancy over 40 years

# GL17 FINGER JOINT LAMINATED BEAMS

Glued laminated timber (glulam) is a valued added product utilising short pieces of timber of relatively small size and joining them by gluing into large structural timber. The process removes a number of natural defects which reduce the strength of timber, such as knots, sloping grain, gum vein, etc., and produces a structural product with known behavioural properties and less variability than solid timber.



Glulam is now accepted world-wide as a high quality structural material.

The MAGNA glulam products are renowned for their consistent high quality, with no visible putty marks, cracks or delamination. They carry a Certificate of Conformance from the Glue Laminated Timber Association of Australia (GLTAA).

The natural properties of the timber carry through to the laminated product, allowing you to take advantage of its strength and durability qualities. The MAGNA glulam products are manufactured using Merbau (Intsia bijuga).

## TECHNICAL INFORMATION

Stress grade	Bending fb	Tension parallel to grain ft	Shear in beam fs	Compression parallel to grain fc	Elasticity parallel to the grain E	Modulus of Rigidity G	Bearing perpendicular to Grain Fp
GL17	40	20	4.2	33	16700	1110	23

## RELEVANT SPECIES INFORMATION – MERBAU (INTSIA BIJUGA)

<b>Colour</b>	Golden-Brown, Red Brown to Blood Red
<b>Termite Resistance</b>	Resistant
<b>Shrinkage to 12% MC</b>	2.6% (tangential) 1.2% (radial)
<b>Durability above ground</b>	Class 1 - Life expectancy over 40 years

# EXTERIOR HARDWOOD PLYWOOD

Our Exterior Plywood is manufactured to AS/NZS 2271 from tropical hardwood veneers, using an “A” bond, WBP glue with high quality veneer selections for exterior non-structural applications requiring a high appearance grade face for painting or finishing.

The hardwood species used in manufacturing range from light weight to medium weight hardwood density timber species. Both faces are sanded to produce a durable surface ideal for exposed applications.



## TECHNICAL INFORMATION

<b>Standard:</b>	AS/NZS 2271 Exterior Plywood
<b>Sheet Dimensions:</b>	Length - 2440mm, Width - 1220mm Thickness - 3.6/ 6.0/ 9.0/ 12.0/ 15.0/ 18.0mm
<b>Veneer Grade:</b>	BB Grade (Face) and CC Grade (Back)
<b>Stress Grade:</b>	Not Applicable
<b>Treatment:</b>	H2 glueline treatment (Bifenthrin)
<b>Timber species:</b>	Tropical light & medium light hardwood, mixed with softwood red & white species.
<b>Density:</b>	450-650kg/m <sup>3</sup>
<b>Moisture content:</b>	8% -12% (despatch)
<b>Tolerances:</b>	As per AS/NZS 2271 +/- 4% - sanded sheet over 7.5mm thick up to and including 17.5mm +/-3% - sanded sheet over 17.5mm thick
<b>Adhesive:</b>	Phenolic Resin - AS/NZS 2754.1
<b>Bond:</b>	Type A - AS/NZS 2098.2
<b>Finish:</b>	S 2 S (sanded two sides) . BB faces may have small filled or sanded imperfections. CC back may have rough patches or puttied splits.
<b>Colour:</b>	Varies. Majority is blonde face and back.
<b>Edge Profile:</b>	Square Edged
<b>Certification:</b>	Third party certification - Engineered Wood Products Association of Australia (EWPAA) - (Certificate #923)
<b>Warranty:</b>	40 years against glueline failure when used in correct application.

# HARDWOOD STRUCTURAL PLYWOOD

Our Hardwood Structural Plywood is manufactured to AS/NZS 2269 from tropical hardwood veneers, using an “A” bond, WBP glue with veneer quality selections from B to D and a minimum F14 stress grade.

Structural Plywood is very stable and workable and is suitable for all applications, including permanent exposed and structural applications for the building, shop-fitting and cabinet-making industries. The most common grades of structural plywood available are C-D and D-D.



## Quality Assured

All structural plywood is branded with the “PAA Tested” stamp. The engineering properties of structural plywood are tabulated in AS/NZS 2269. The tropical hardwood timber species used provide the stress grade to minimum F14 and common in F17.

## TECHNICAL INFORMATION

<b>Standard:</b>	AS/NZS 2269 Structural Plywood
<b>Sheet Dimensions:</b>	Length - 2400mm, Width - 1200mm Thickness - 7.0/9.0/12.0/15.0/17.0/19.0/21.0/25.0mm
<b>Veneer Grade:</b>	C Grade (Face) and D Grade (Back)
<b>Stress Grade:</b>	F14/F17
<b>Treatment:</b>	Bifenthrin glue line treatment to AS/NZS 1604 to H2 level against borers and termites
<b>Timber species:</b>	Tropical hardwood, mixed medium hardwood.
<b>Density:</b>	680kg/m <sup>3</sup> up.
<b>Moisture content:</b>	8% -12% (despatch)
<b>Tolerances:</b>	As per AS/NZS 2269 +/- 4% - sanded sheet over 7.5mm thick up to and including 17.5mm +/-3% - sanded sheet over 17.5mm thick up to and including 25.0mm
<b>Adhesive:</b>	PF 934 Melamine formaldehyde (Phenolic Resin - AS2754.1)
<b>Bond:</b>	Type A - AS/NZS 2098.2
<b>Finish:</b>	Sanded one side (Face)
<b>Edge Profile:</b>	Square Edged and Tongue & Groove available
<b>Certification:</b>	Third party certification - Engineered Wood Products Association of Australia (EWPAA) - (Certificate #923)

# AS/NZ 2271 EXTERIOR PINE PLYWOOD

Our Pine Exterior Plywood is manufactured to AS/NZS 2271 from plantation grown Hoop Pine and Klinki Pine veneers, using an "A" bond, WBP glue.

The product is certified by the Engineered Wood Products Association of Australia (EWPPAA) under Certificate #916.




## TECHNICAL INFORMATION

<b>Standard:</b>	AS/NZS 2271 Exterior Plywood
<b>Sheet Dimensions:</b>	Length - 2400mm, Width - 1200mm Thickness 4, 6, 9, 12, 15, 17, 19 & 25mm
<b>Veneer Grade:</b>	AC, BB, BC grades available.
<b>Stress Grade:</b>	F14
<b>Treatment:</b>	ACQ H3 and H4 treatment is available.
<b>Timber species:</b>	Plantation grown Hoop Pine and Klinki Pine
<b>Density:</b>	14-20 kg/m <sup>2</sup>
<b>Moisture content:</b>	8% -12% (despatch)
<b>Tolerances:</b>	As per AS/NZS 2269 +/- 4% - sanded sheet over 7.5mm thick up to and including 17.5mm +/-3% - sanded sheet over 17.5mm thick
<b>Glue:</b>	Phenolic Resin - AS 2754.1
<b>Bond:</b>	Type A - AS/NZS 2098.2, EO formaldehyde emission class
<b>Finish:</b>	Sanded both sides. B faces have minimal filled imperfection. C faces may have small filled or sanded imperfections.
<b>Colour:</b>	Straw coloured in raw untreated state.
<b>Edge Profile:</b>	Square Edged
<b>Certification:</b>	Third party certification - Engineered Wood Products Association of Australia (EWPPAA) - (Certificate #916)
<b>Warranty:</b>	40 years against glue line failure when used in correct application.
<b>Advantages:</b>	High strength and stiffness to weight ratio; high dimensional stability; high panel shear; chemical resistance.

# AS/NZ 2269 ACQ STRUCTURAL PINE PLYWOOD

Our ACQ H3 & H4 Structural Plywood is manufactured to AS/NZS 2269 from plantation grown Hoop Pine and Klinki Pine veneers, using an "A" bond, WBP glue.

The product is certified by the Engineered Wood Products Association of Australasia (EWPAA) under Certificate #916.



## TECHNICAL INFORMATION

<b>Standard:</b>	AS/NZS 2269 Structural Plywood
<b>Sheet Dimensions:</b>	Length - 2400mm, Width - 1200mm Thickness 4, 6, 9, 12, 15, 17, 19 & 25mm
<b>Veneer Grade:</b>	C Grade (Face) and D Grade (Back)
<b>Stress Grade:</b>	F14 minimum
<b>Treatment:</b>	ACQ H3 and H4 treatment is available. Full penetration treatment achieved.
<b>Timber species:</b>	Plantation grown Hoop Pine and Klinki Pine
<b>Density:</b>	14-20 kg/m <sup>2</sup>
<b>Moisture content:</b>	8% -12% (despatch)
<b>Tolerances:</b>	As per AS/NZS 2269 +/- 4% - sanded sheet over 7.5mm thick up to and including 17.5mm +/-3% - sanded sheet over 17.5mm thick
<b>Glue:</b>	Phenolic Resin - AS 2754.1
<b>Bond:</b>	Type A - AS/NZS 2098.2, EO formaldehyde emission class
<b>Finish:</b>	Sanded one side (Face) . C faces may have small filled or sanded imperfections. D back may have rough patches or open splits.
<b>Colour:</b>	Straw coloured in raw untreated state.
<b>Edge Profile:</b>	Square Edged
<b>Certification:</b>	Third party certification - Engineered Wood Products Association of Australasia (EWPAA) - (Certificate #916)
<b>Warranty:</b>	40 years against glueline failure and 25 years against fungal attack when used in correct application.
<b>Advantages:</b>	High strength and stiffness to weight ratio; high dimensional stability; high panel shear; chemical resistance. Total penetration treatment provides a long service life and alleviates to need to re-treat.

# NOISE BARRIER - SOUND BARRIER FENCING

Our ACQ H3/H4 treated Noise Barrier is manufactured to AS/NZS 2269 from plantation grown Hoop Pine and Klinki Pine veneers, using an “A” bond, WBP glue.

The product is a robust panel, machined with an “Enduring” profile. It is lightweight and easy to install, with a tongue & groove joining system to provide a strong warp resistant structure.



## TECHNICAL INFORMATION


<b>Standard:</b>	AS/NZS 2269 Structural Plywood
<b>Sheet Dimensions:</b>	Length - 2400mm, Width - 1200mm Thickness 24, 27, 33mm
<b>Veneer Grade:</b>	C Grade (Face) and C Grade (Back), “Enduring” profile both sides
<b>Stress Grade:</b>	F14 minimum
<b>Treatment:</b>	ACQ H3 treated (ACQ H4 treatment is available). Full penetration treatment achieved.
<b>Timber species:</b>	Mixture of plantation grown Klinki Pine and Hoop Pine.
<b>Tolerances:</b>	As per AS/NZS 2269 (+/-3% - sanded sheet over 17.5mm thick)
<b>Glue:</b>	Phenolic Resin - AS 2754.1
<b>Bond:</b>	Type A - AS/NZS 2098.2, EO formaldehyde emission class
<b>Finish:</b>	Enduring profile both sides
<b>Colour:</b>	Golden brown when treated
<b>Edge Profile:</b>	Tongue & Grooved
<b>Certification:</b>	Third party certification - Engineered Wood Products Association of Australasia (EWPAA) - (Certificate #916)
<b>Warranty:</b>	40 years against glueline failure when used in correct application.
<b>Advantages:</b>	High strength and stiffness to weight ratio; high dimensional stability; high panel shear; chemical resistance. Excellent acoustic properties.



# FORMPLY AS 6669 CERTIFIED

Our Formply is manufactured to AS/NZS 2269 and AS 6669 from plantation grown Hoop Pine and Klinki Pine veneers, using an "A" bond, WBP glue.

The product is certified by the Engineered Wood Products Association of Australasia (EWPAA) under Certificate #916.



## TECHNICAL INFORMATION

<b>Standard:</b>	AS 6669 and AS/NZS 2269
<b>Sheet Dimensions:</b>	2 sizes available - 2400mm x 1200mm and 1800mm x 1200mm Thickness 17mm
<b>Stress Grade:</b>	F17 minimum
<b>Treatment:</b>	No treatment. A treated product is available on request.
<b>Timber species:</b>	Plantation grown Hoop Pine and Klinki Pine
<b>Density:</b>	630 kg/m <sup>3</sup>
<b>Moisture content:</b>	8% -12% (despatch)
<b>Tolerances:</b>	As per AS/NZS 2269 +/- 4% - sanded sheet over 7.5mm thick up to and including 17.5mm +/-3% - sanded sheet over 17.5mm thick
<b>Glue:</b>	Phenolic Resin - AS 2754.1
<b>Bond:</b>	Type A - AS/NZS 2098.2, E0 formaldehyde emission class
<b>Finish:</b>	Phenolic film density: 60/150 GSM face & back
<b>Colour:</b>	Black phenolic
<b>Edge Profile:</b>	Square Edged, water repellent edge sealant
<b>Certification:</b>	Third party certification - Engineered Wood Products Association of Australasia (EWPAA) - (Certificate #916)
<b>Warranty:</b>	40 years against glueline failure
<b>Advantages:</b>	High strength and stiffness to weight ratio; high dimensional stability; high panel shear; chemical resistance.



# TLB™

TLB TIMBER PTY LTD

Fully Owned subsidiary of Earnslaw One Limited  
18 MacArthur Avenue, Hamilton, QLD 4007  
PO BOX 394 Hamilton, QLD 4007  
P: (07) 3868 1633  
F: (07) 3857 0026

[www.tlbtimber.com.au](http://www.tlbtimber.com.au)



# TLB™